

# Analysis of Category & Sub-Category by Measures

Category	Sub-Category	Sum of Sales	Sum of Profit	Sum of Quantity
Technology	Accessories	167,380.32	41,936.64	2976
Office Supplies	Appliances	107,532.16	18,138.01	1729
Office Supplies	Art	27,118.79	6,527.79	3000
Office Supplies	Binders	203,412.73	30,221.76	5974
Furniture	Bookcases	114,880.00	-3,472.56	868
Furniture	Chairs	328,449.10	26,590.17	2356
Technology	Copiers	149,528.03	55,617.82	234
Office Supplies	Envelopes	16,476.40	6,964.18	906
Office Supplies	Fasteners	3,024.28	949.52	914
Furniture	Furnishings	91,705.16	13,059.14	3563
Office Supplies	Labels	12,486.31	5,546.25	1400
Technology	Machines	189,238.63	3,384.76	440
Office Supplies	Paper	78,479.21	34,053.57	5178
Technology	Phones	330,007.05	44,515.73	3289
Office Supplies	Storage	223,843.61	21,278.83	3158
Office Supplies	Supplies	46,673.54	-1,189.10	647
<b>Total</b>		<b>2,297,200.86</b>	<b>286,397.02</b>	<b>37873</b>

# Analysis of Category & Sub-Category by Measures

Category	Sub-Category	Sum of Sales	Sum of Profit	Sum of Quantity
Technology	Accessories	167,380.32	41,936.64	2976
Office Supplies	Appliances	107,532.16	18,138.01	1729
Office Supplies	Art	27,118.79	6,527.79	3000
Office Supplies	Binders	203,412.73	30,221.76	5974
Furniture	Bookcases	114,880.00	-3,472.56	868
Furniture	Chairs	328,449.10	26,590.17	2356
Technology	Copiers	149,528.03	55,617.82	234
Office Supplies	Envelopes	16,476.40	6,964.18	906
Office Supplies	Fasteners	3,024.28	949.52	914
Furniture	Furnishings	91,705.16	13,059.14	3563
Office Supplies	Labels	12,486.31	5,546.25	1400
Technology	Machines	189,238.63	3,384.76	440
Office Supplies	Paper	78,479.21	34,053.57	5178
Technology	Phones	330,007.05	44,515.73	3289
<b>Total</b>		<b>2,297,200.86</b>	<b>286,397.02</b>	<b>37873</b>

# Analysis of Category & Sub-Category by Measures

Category	Sub-Category	Sum of Sales	Sum of Profit	Sum of Quantity
Technology	Accessories	167,380.32	41,936.64	2976
Office Supplies	Appliances	107,532.16	18,138.01	1729
Office Supplies	Art	27,118.79	6,527.79	3000
Office Supplies	Binders	203,412.73	30,221.76	5974
Furniture	Bookcases	114,880.00	-3,472.56	868
Furniture	Chairs	328,449.10	26,590.17	2356
Technology	Copiers	149,528.03	55,617.82	234
Office Supplies	Envelopes	16,476.40	6,964.18	906
Office Supplies	Fasteners	3,024.28	949.52	914
Furniture	Furnishings	91,705.16	13,059.14	3563
Office Supplies	Labels	12,486.31	5,546.25	1400
Technology	Machines	189,238.63	3,384.76	440
Office Supplies	Paper	78,479.21	34,053.57	5178
Technology	Phones	330,007.05	44,515.73	3289
<b>Total</b>		<b>2,297,200.86</b>	<b>286,397.02</b>	<b>37873</b>

# Analysis of Category & Sub-Category by Measures

Category	Sub-Category	Sum of Sales	Sum of Profit	Sum of Quantity
Technology	Accessories	167,380.32	41,936.64	2976
Office Supplies	Appliances	107,532.16	18,138.01	1729
Office Supplies	Art	27,118.79	6,527.79	3000
Office Supplies	Binders	203,412.73	30,221.76	5974
Furniture	Bookcases	114,880.00	-3,472.56	868
Furniture	Chairs	328,449.10	26,590.17	2356
Technology	Copiers	149,528.03	55,617.82	234
Office Supplies	Envelopes	16,476.40	6,964.18	906
Office Supplies	Fasteners	3,024.28	949.52	914
Furniture	Furnishings	91,705.16	13,059.14	3563
Office Supplies	Labels	12,486.31	5,546.25	1400
Technology	Machines	189,238.63	3,384.76	440
Office Supplies	Paper	78,479.21	34,053.57	5178
Technology	Phones	330,007.05	44,515.73	3289
Office Supplies	Storage	222,842.61	21,279.92	2159
<b>Total</b>		<b>2,297,200.86</b>	<b>286,397.02</b>	<b>37873</b>

# Analysis of Category & Sub-Category by Measures

Category	Sub-Category	Sum of Sales	Sum of Profit	Sum of Quantity
Technology	Accessories	167,380.32	41,936.64	2976
Office Supplies	Appliances	107,532.16	18,138.01	1729
Office Supplies	Art	27,118.79	6,527.79	3000
Office Supplies	Binders	203,412.73	30,221.76	5974
Furniture	Bookcases	114,880.00	-3,472.56	868
Furniture	Chairs	328,449.10	26,590.17	2356
Technology	Copiers	149,528.03	55,617.82	234
Office Supplies	Envelopes	16,476.40	6,964.18	906
Office Supplies	Fasteners	3,024.28	949.52	914
Furniture	Furnishings	91,705.16	13,059.14	3563
Office Supplies	Labels	12,486.31	5,546.25	1400
Technology	Machines	189,238.63	3,384.76	440
Office Supplies	Paper	78,479.21	34,053.57	5178
Technology	Phones	330,007.05	44,515.73	3289
Office Supplies	Storage	223,843.61	21,278.83	3158
<b>Total</b>		<b>2,297,200.86</b>	<b>286,397.02</b>	<b>37873</b>

# Analysis of Category & Sub-Category by Measures

Category	Sub-Category	Sum of Sales	Sum of Profit	Sum of Quantity
Technology	Phones	330,007.05	44,515.73	3289
Furniture	Chairs	328,449.10	26,590.17	2356
Office Supplies	Storage	223,843.61	21,278.83	3158
Furniture	Tables	206,965.53	-17,725.48	1241
Office Supplies	Binders	203,412.73	30,221.76	5974
Technology	Machines	189,238.63	3,384.76	440
Technology	Accessories	167,380.32	41,936.64	2976
Technology	Copiers	149,528.03	55,617.82	234
Furniture	Bookcases	114,880.00	-3,472.56	868
Office Supplies	Appliances	107,532.16	18,138.01	1729
Furniture	Furnishings	91,705.16	13,059.14	3563
Office Supplies	Paper	78,479.21	34,053.57	5178
Office Supplies	Supplies	46,673.54	-1,189.10	647
Office Supplies	Art	27,118.79	6,527.79	3000
Office Supplies	Envelopes	16,476.40	6,964.18	906
Office Supplies	Labels	12,486.31	5,546.25	1400
Office Supplies	Fasteners	3,024.28	919.52	914
<b>Total</b>		<b>2,297,200.86</b>	<b>286,397.02</b>	<b>37873</b>

# Analysis of Category & Sub-Category by Measures

Category	Sub-Category	Sum of Sales	Sum of Profit	Sum of Quantity
Technology	Phones	330,007.05	44,515.73	3289
Furniture	Chairs	328,449.10	26,590.17	2356
Office Supplies	Storage	223,843.61	21,278.83	3158
Furniture	Tables	206,965.53	-17,725.48	1241
Office Supplies	Binders	203,412.73	30,221.76	5974
Technology	Machines	189,238.63	3,384.76	440
Technology	Accessories	167,380.32	41,936.64	2976
Technology	Copiers	149,528.03	55,617.82	234
Furniture	Bookcases	114,880.00	-3,472.56	868
Office Supplies	Appliances	107,532.16	18,138.01	1729
Furniture	Furnishings	91,705.16	13,059.14	3563
Office Supplies	Paper	78,479.21	34,053.57	5178
Office Supplies	Supplies	46,673.54	-1,189.10	647
Office Supplies	Art	27,118.79	6,527.79	3000
Office Supplies	Envelopes	16,476.40	6,964.18	906
Office Supplies	Labels	12,486.31	5,546.25	1400
Office Supplies	Fasteners	3,024.28	919.52	914
<b>Total</b>		<b>2,297,200.86</b>	<b>286,397.02</b>	<b>37873</b>






















































# Analysis of Category & Sub-Category by Measures

Category	Sub-Category	Sum of Sales	Sum of Profit	Sum of Quantity
Technology	Phones	▲ 330,007.05	▲ 44,515.73	● 3289
Furniture	Chairs	▲ 328,449.10	● 26,590.17	● 2356
Office Supplies	Storage	▲ 223,843.61	● 21,278.83	● 3158
Furniture	Tables	● 206,965.53	▼ -17,725.48	▼ 1241
Office Supplies	Binders	● 203,412.73	● 30,221.76	▲ 5974
Technology	Machines	● 189,238.63	▼ 3,384.76	▼ 440
Technology	Accessories	● 167,380.32	▲ 41,936.64	● 2976
Technology	Copiers	● 149,528.03	▲ 55,617.82	▼ 234
Furniture	Bookcases	● 114,880.00	▼ -3,472.56	▼ 868
Office Supplies	Appliances	▼ 107,532.16	● 18,138.01	▼ 1729
Furniture	Furnishings	▼ 91,705.16	● 13,059.14	● 3563
Office Supplies	Paper	▼ 78,479.21	▲ 34,053.57	▲ 5178
Office Supplies	Supplies	▼ 46,673.54	▼ -1,189.10	▼ 647
Office Supplies	Art	▼ 27,118.79	● 6,527.79	● 3000
Office Supplies	Envelopes	▼ 16,476.40	● 6,964.18	▼ 906
Office Supplies	Labels	▼ 12,486.31	▼ 5,546.25	▼ 1400
Office Supplies	Fasteners	▼ 3,024.28	▼ 919.52	▼ 914
<b>Total</b>		<b>2,297,200.86</b>	<b>286,397.02</b>	<b>37873</b>



# Summary of Sales, Profit & Quantity by Category & Sub-Category

Category	Sub-Category	Sum of Sales	Sum of Profit	Sum of Quantity
Technology	Phones	 330,007.05	 44,515.73	 3289
Furniture	Chairs	 328,449.10	 26,590.17	 2356
Office Supplies	Storage	 223,843.61	 21,278.83	 3158
Furniture	Tables	 206,965.53	 -17,725.48	 1241
Office Supplies	Binders	 203,412.73	 30,221.76	 5974
Technology	Machines	 189,238.63	 3,384.76	 440
Technology	Accessories	 167,380.32	 41,936.64	 2976
Technology	Copiers	 149,528.03	 55,617.82	 234
Furniture	Bookcases	 114,880.00	 -3,472.56	 868
Office Supplies	Appliances	 107,532.16	 18,138.01	 1729
Furniture	Furnishings	 91,705.16	 13,059.14	 3563
Office Supplies	Paper	 78,479.21	 34,053.57	 5178
Office Supplies	Supplies	 46,673.54	 -1,189.10	 647
Office Supplies	Art	 27,118.79	 6,527.79	 3000
Office Supplies	Envelopes	 16,476.40	 6,964.18	 906
Office Supplies	Labels	 12,486.31	 5,546.25	 1400
Office Supplies	Fasteners	 3,024.28	 919.52	 914
<b>Total</b>		<b>2,297,200.86</b>	<b>286,397.02</b>	<b>37873</b>

# Summary of Sales, Profit & Quantity by Category & Sub-Category

Category	Sum of Sales
⊕ Furniture	741,999.80
⊕ Office Supplies	719,047.03
⊕ Technology	836,154.03
<b>Total</b>	<b>2,297,200.86</b>

Sub-Category	Furniture	Office Supplies	Technology	<b>Total</b>
Accessories			167,380.32	<b>167,380.32</b>
Appliances		107,532.16		<b>107,532.16</b>
Art		27,118.79		<b>27,118.79</b>
Binders		203,412.73		<b>203,412.73</b>
Bookcases	114,880.00			<b>114,880.00</b>
Chairs	328,449.10			<b>328,449.10</b>
Copiers			149,528.03	<b>149,528.03</b>
Envelopes		16,476.40		<b>16,476.40</b>
Fasteners		3,024.28		<b>3,024.28</b>
Furnishings	91,705.16			<b>91,705.16</b>
Labels		12,486.31		<b>12,486.31</b>
Machines			189,238.63	<b>189,238.63</b>
Paper		78,479.21		<b>78,479.21</b>
Phones			330,007.05	<b>330,007.05</b>
Storage		223,843.61		<b>223,843.61</b>
Supplies		46,673.54		<b>46,673.54</b>
<b>Total</b>	<b>741,999.80</b>	<b>719,047.03</b>	<b>836,154.03</b>	<b>2,297,200.86</b>

# Summary of Sales, Profit & Quantity by Category & Sub-Category

Category	Sum of Sales	Sum of Profit	Sum of Quantity
⊕ Furniture	741,999.80	18,451.27	8028
⊕ Office Supplies	719,047.03	122,490.80	22906
⊕ Technology	836,154.03	145,454.95	6939
<b>Total</b>	<b>2,297,200.86</b>	<b>286,397.02</b>	<b>37873</b>

Category	Sub-Category	Sum of Sales	Sum of Profit	Sum of Quantity
Furniture	Bookcases	114,880.00	-3,472.56	
Furniture	Chairs	328,449.10	26,590.17	
Furniture	Furnishings	91,705.16	13,059.14	
Furniture	Tables	206,965.53	-17,725.48	
Office Supplies	Appliances	107,532.16	18,138.01	
Office Supplies	Art	27,118.79	6,527.79	
Office Supplies	Binders	203,412.73	30,221.76	
Office Supplies	Envelopes	16,476.40	6,964.18	
Office Supplies	Fasteners	3,024.28	949.52	
Office Supplies	Labels	12,486.31	5,546.25	
Office Supplies	Paper	78,479.21	34,053.57	
Office Supplies	Storage	223,843.61	21,278.83	
Office Supplies	Supplies	46,673.54	-1,189.10	
Technology	Accessories	167,380.32	41,936.64	
Technology	Conifiers	149,528.03	55,617.82	
<b>Total</b>		<b>2,297,200.86</b>	<b>286,397.02</b>	<b>3</b>

# Summary of Sales, Profit & Quantity by Category & Sub-Category

Category	Sum of Sales	Sum of Profit	Sum of Quantity
[-] Furniture	<b>741,999.80</b>	<b>18,451.27</b>	<b>8028</b>
Bookcases	114,880.00	-3,472.56	868
Chairs	328,449.10	26,590.17	2356
Furnishings	91,705.16	13,059.14	3563
Tables	206,965.53	-17,725.48	1241
[+] Office Supplies	<b>719,047.03</b>	<b>122,490.80</b>	<b>22906</b>
[+] Technology	<b>836,154.03</b>	<b>145,454.95</b>	<b>6939</b>
<b>Total</b>	<b>2,297,200.86</b>	<b>286,397.02</b>	<b>37873</b>

# Summary of Sales, Profit & Quantity by Category & Sub-Category

Category	Sum of Sales	Sum of Profit	Sum of Quantity
[-] <b>Furniture</b>	<b>741,999.80</b>	<b>18,451.27</b>	<b>8028</b>
Bookcases	114,880.00	-3,472.56	868
Chairs	328,449.10	26,590.17	2356
Furnishings	91,705.16	13,059.14	3563
Tables	206,965.53	-17,725.48	1241
[+] <b>Office Supplies</b>	<b>719,047.03</b>	<b>122,490.80</b>	<b>22906</b>
[+] <b>Technology</b>	<b>836,154.03</b>	<b>145,454.95</b>	<b>6939</b>
<b>Total</b>	<b>2,297,200.86</b>	<b>286,397.02</b>	<b>37873</b>

# Summary of Sales, Profit & Quantity by Region

Region	Sum of Sales	Sum of Profit	Sum of Quantity
⊕ Central	501,239.89	39,706.36	8780
⊕ East	678,781.24	91,522.78	10618
⊕ South	391,721.91	46,749.43	6209
⊕ West	725,457.82	108,418.45	12266
<b>Total</b>	<b>2,297,200.86</b>	<b>286,397.02</b>	<b>37873</b>

# Summary of Critical Dimensions & Measures

Region	Sum of Sales	Sum of Profit	Sum of Quantity
West	725,457.82	108,418.45	12266
East	678,781.24	91,522.78	10618
Central	501,239.89	39,706.36	8780
South	391,721.91	46,749.43	6209
<b>Total</b>	<b>2,297,200.86</b>	<b>286,397.02</b>	<b>37873</b>

Category	Sub-Category	Sum of Sales	Sum of Profit	Sum of Quantity
Furniture	Bookcases	114,880.00	-3,472.56	868
Furniture	Chairs	328,449.10	26,590.17	2356
Furniture	Furnishings	91,705.16	13,059.14	3563
Furniture	Tables	206,965.53	-17,725.48	1241
Office Supplies	Appliances	107,532.16	18,138.01	1729
Office Supplies	Art	27,118.79	6,527.79	3000
Office Supplies	Binders	203,412.73	30,221.76	5974
Office Supplies	Envelopes	16,476.40	6,964.18	906
Office Supplies	Fasteners	3,024.28	949.52	914
Office Supplies	Labels	12,486.31	5,546.25	1400
Office Supplies	Paper	78,479.21	34,053.57	5178
Office Supplies	Storage	223,843.61	21,278.83	3158
Office Supplies	Supplies	46,673.54	-1,189.10	647
Technology	Accessories	167,380.32	41,936.64	2976
Technology	Copiers	149,528.03	55,617.82	234
<b>Total</b>		<b>2,297,200.86</b>	<b>286,397.02</b>	<b>37873</b>